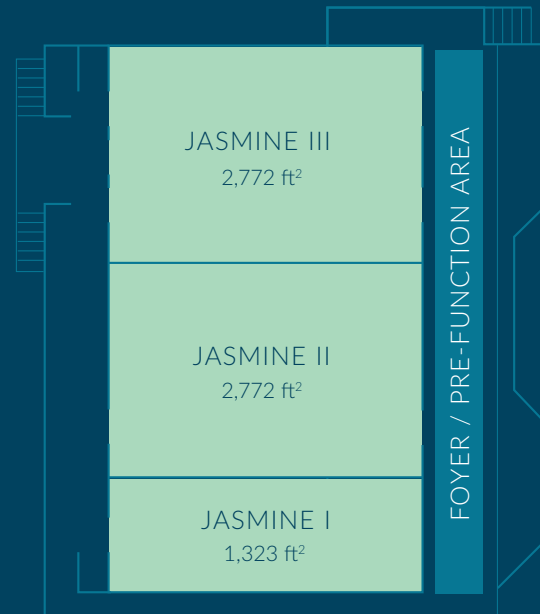


SPECS & CAPACITY

# Jasmine Ballroom



THEATRE  
500

CLASSROOM  
350

RECEPTION  
500

BANQUET  
450



TOTAL FT<sup>2</sup>  
8611

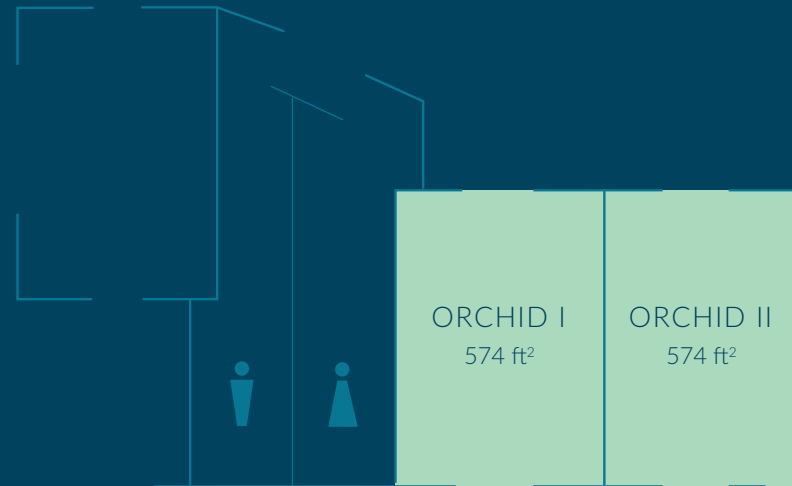
SIZE (LXW)  
109 ft x 79 ft

CEILING HEIGHT  
12 ft.

8 X 10 BOOTHS  
50

SPECS & CAPACITY

# Orchid Room



THEATRE  
60

CLASSROOM  
40

RECEPTION  
70

BANQUET  
60



TOTAL FT<sup>2</sup>  
1148

SIZE (LXW)  
41 ft x 28 ft

CEILING HEIGHT  
8 ft.

8 X 10 BOOTHS  
8

SPECS & CAPACITY

# Ginger Room



THEATRE  
30

CLASSROOM  
30

RECEPTION  
40

BANQUET  
30



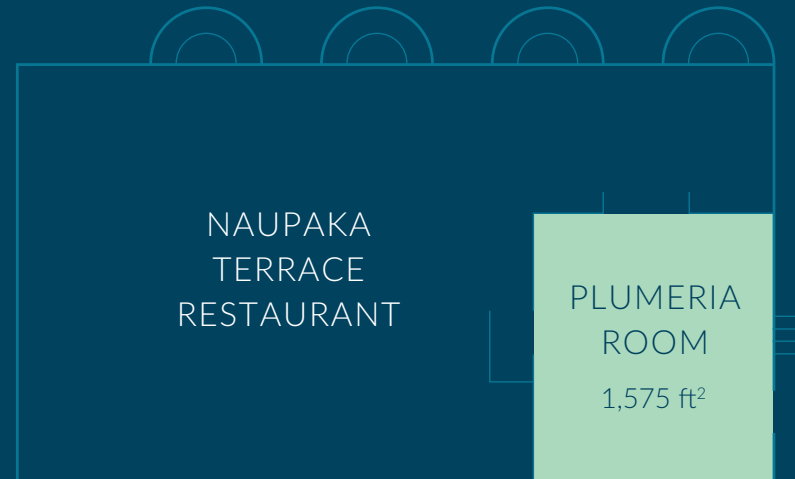
TOTAL FT<sup>2</sup>  
600

SIZE (LXW)  
30 ft x 20 ft

CEILING HEIGHT  
8 ft.

SPECS & CAPACITY

# Naupaka Terrace and Plumeria Room



CONFERENCE

20

RECEPTION

70

BANQUET

60



TOTAL FT<sup>2</sup>

1575

SIZE (LXW)

30 ft x 20 ft

CEILING HEIGHT

8 ft.

SPECS & CAPACITY

# Outdoor Events

Total Outdoor Function Space - 13,291 ft<sup>2</sup>.

VENUE	BANQUETS	RECEPTION	TOTAL FT <sup>2</sup>
Pool Decks	--	350	6,000
Shutters Lanai	--	30	291
Sand Pool	--	100	2,000
Ocean Lawn	150	300	5,000